



Goodnight Moon Printables

Thanks so much for stopping by my site and downloading this file. I hope that you and your child have **MUCH** fun together using this free resource! You can find all of my files and links for this unit on this webpage:

<http://homeschoolcreations.com/GoodnightMoonPrintables.html>

This pack contains early learning printables to use with your toddler or preschooler when studying [Goodnight Moon by Margaret Wise Brown](#). I would highly recommend printing the activities from this set onto cardstock so that they are sturdier for younger hands.

If you would like to share, please share a link to my blog or to the page that hosts these files. **Please do not link directly to just the PDF files** (the link you are at now). Please feel free to print this pdf file for your own personal use. They were created for private and non-profit use. Please do not sell or host these files anywhere else.


You can also find extra go-along printables to use with many of the other children's books on my website:

<http://homeschoolcreations.com/LiteratureBasedPrintables.html>

Created by Jolanthe @ <http://homeschoolcreations.com>

November 2011

Use the top section for your child to practice writing his/her name and add to the front of a lapbook or file folder if storing your child's work. Depending on the book that you use for your adventure, have your child summarize the book and record what they tell you. Add the mini 'book report' to the front of your folder.



what happened in the story?


My favorite part of the book was...




moon



telephone



chairs



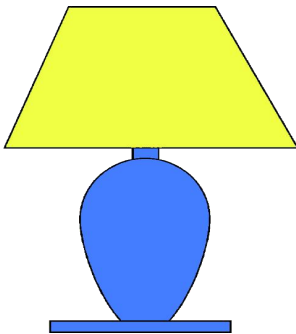
mittens




comb



brush



light



clock




socks



moon



telephone



chairs



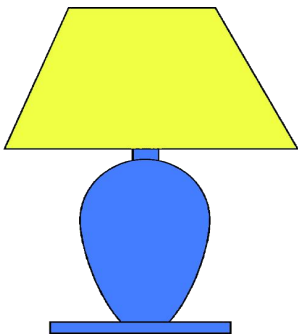
mittenS




comb



brush



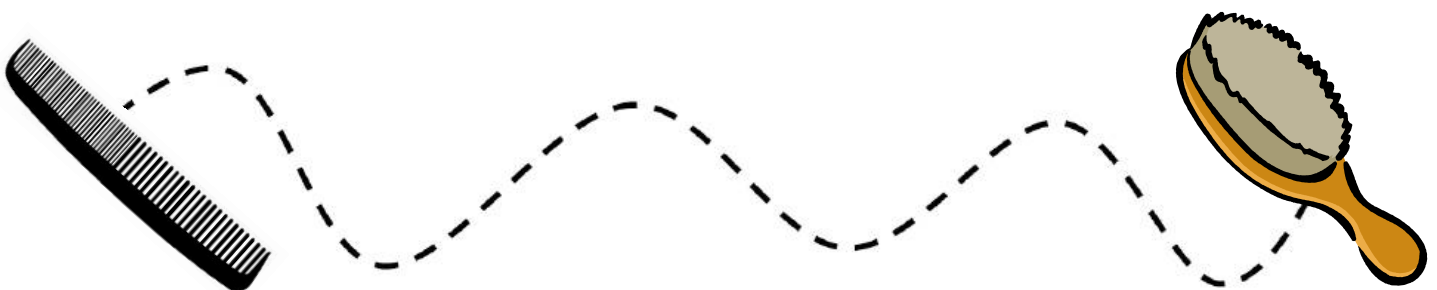
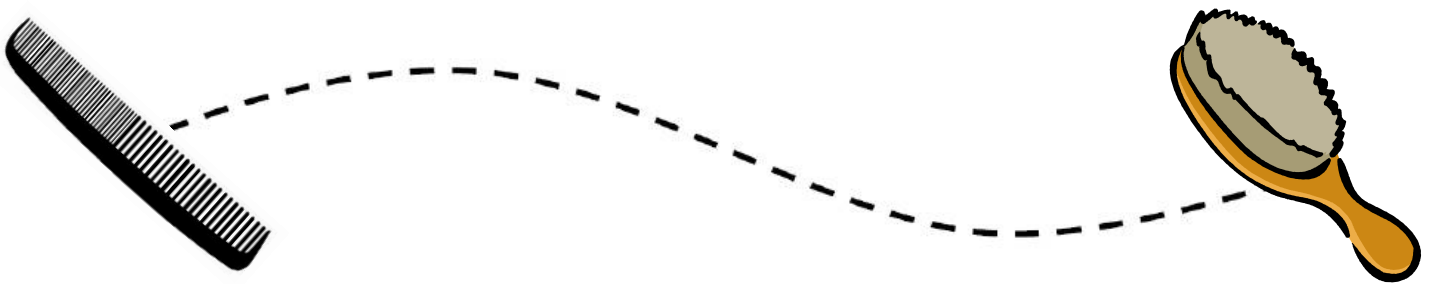
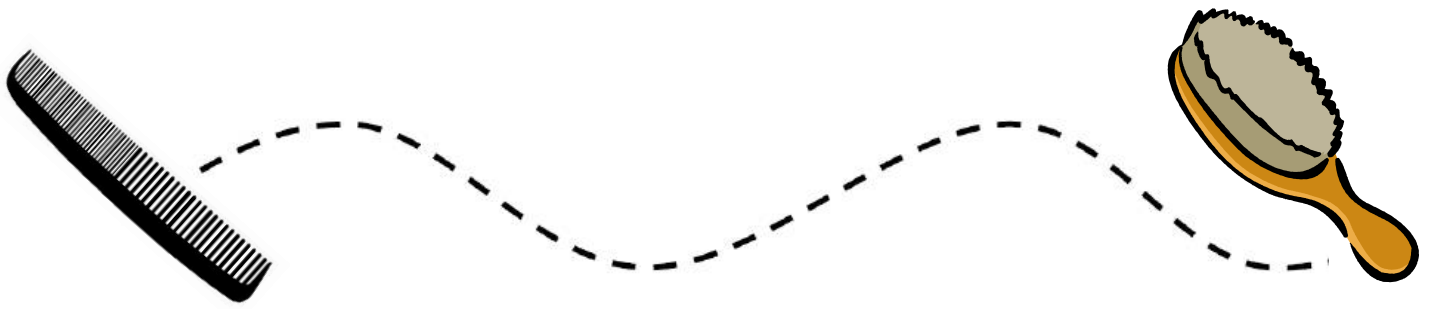
light



clock



sockS








moon




telephone



chairs



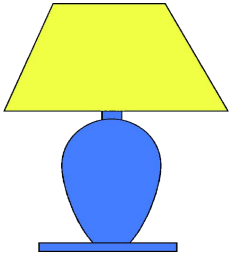
comb



mitten



brush




light



clock



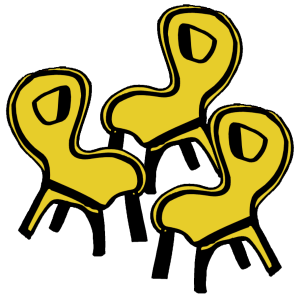
socks



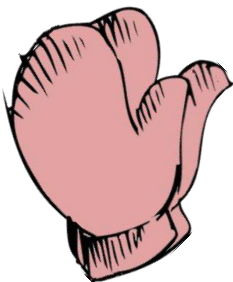
balloon





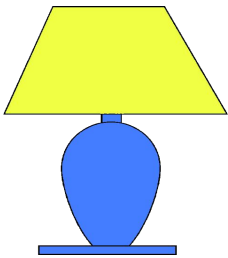








Three horizontal lines for writing: a solid top line, a dashed middle line, and a solid bottom line.




Three horizontal lines for writing: a solid top line, a dashed middle line, and a solid bottom line.




Three horizontal lines for writing: a solid top line, a dashed middle line, and a solid bottom line.



Three horizontal lines for writing: a solid top line, a dashed middle line, and a solid bottom line.



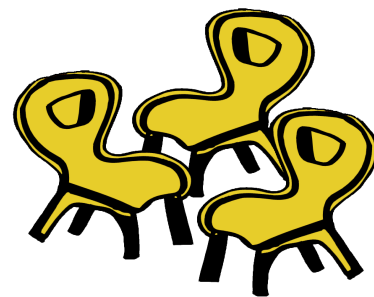
Three horizontal lines for writing: a solid top line, a dashed middle line, and a solid bottom line.




N M F



I T B



R O C



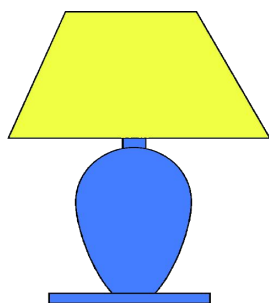
N W M




Q O C



B P R



L V I



O C D




K H S


Single

Pair

Sort the items below into singles or pairs.



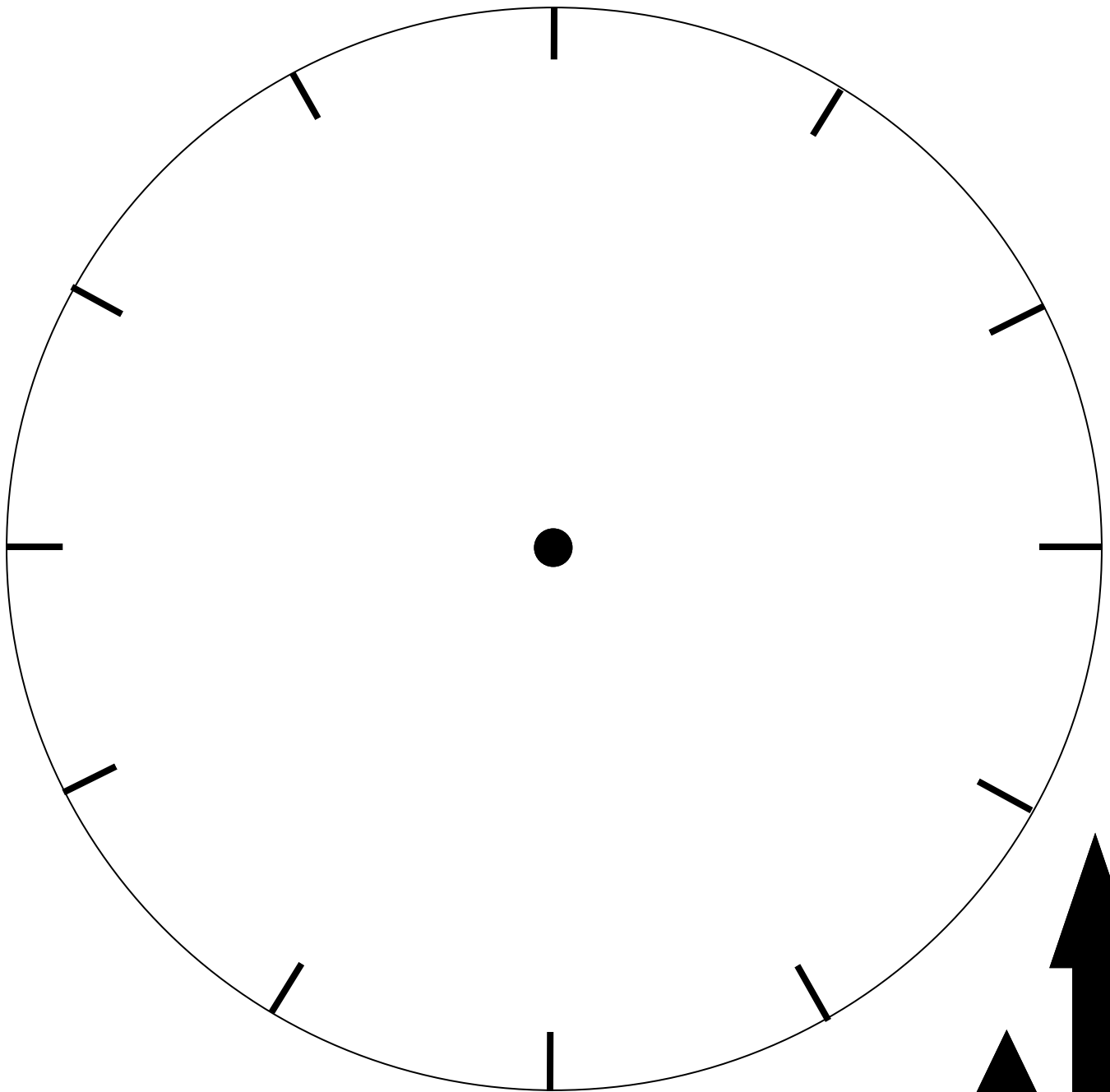
How many stars in the sky?






Create a Clock

Put the numbers on the clock and add the hands too!



Use a brad to add the hands of the clock after you glue the numbers onto the clock.

1	2	3	4	5	6
7	8	9	10	11	12



Say and Clap

Cut out the pictures and numbers. Help your child say and clap the number of syllables in the words. Place the picture under the correct number column.

<h1>1</h1>	<h1>2</h1>
------------	------------



		
		
		

Key: socks, comb, brush, light, clock, balloon, picture, mitten, and kitten

Rhyming Word Match


Match the rhyming words by drawing a line between the two picture words that sound alike.

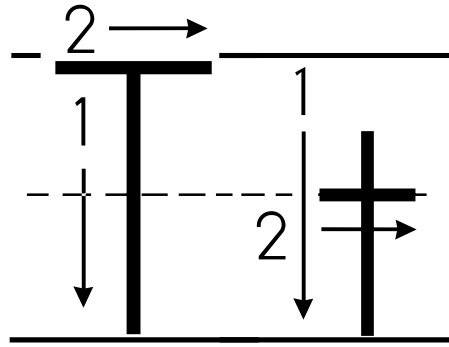
Slide into a sheet protector and use a dry erase marker if you would like to re-use it.



Rhyming Word Memory Match

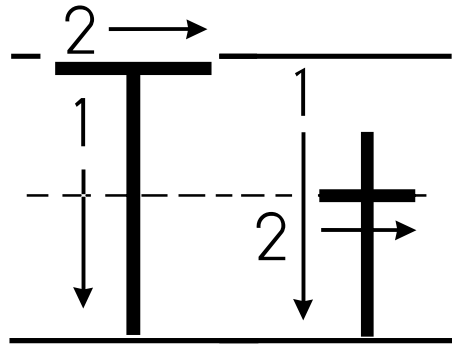
Laminate and cut the cards apart. Turn them over and play a fun matching game with your child.





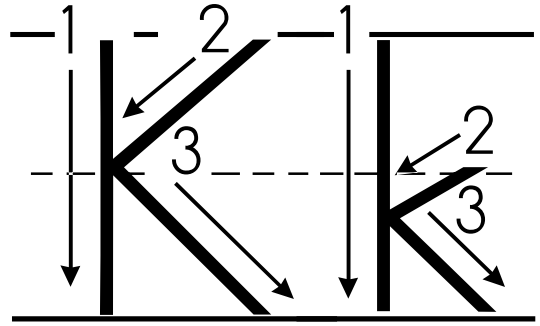
telephone





telephone

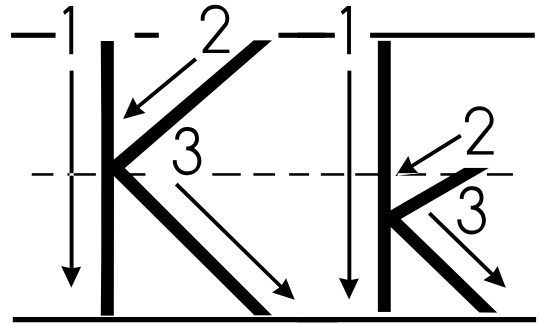




kitten kitten

K K K K

k k k k



kitten

kitten

K

K

K

K

k

k

k

k

Find the Words

Can you find these words in the story that you read?

cat

the

cow

dog

moon

to

ran

with

such

see

dish

little

over

and


Hey



Hey diddle, diddle the cat



and the fiddle, the cow



jumped over the moon. The




little dog laughed to see such

sport and the dish ran away



with the spoon.



Laminate and cut out the pictures to use as you learn the nursery rhyme 'Hey Diddle Diddle'.

Created by Jolanthe @ <http://homeschoolcreations.com>